

三菱自動車 (Mitsubishi Motors) financial data table. Includes capital movements, balance sheet, and performance metrics for 2014 and 2015. Key figures: 2015 Sales 8,300, Profit 630, ROE 4.8%, PBR 1.14.

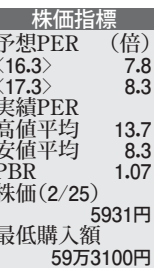
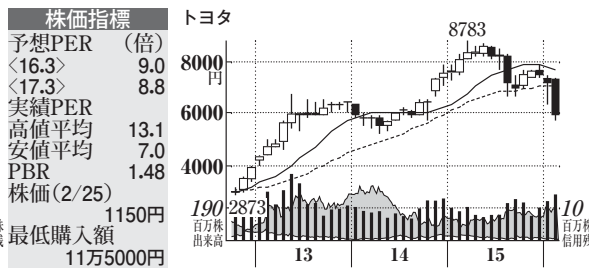
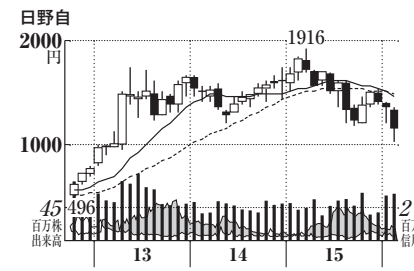
カネミツ (Kanemitsu) financial data table. Includes capital movements, balance sheet, and performance metrics for 2014 and 2015. Key figures: 2015 Sales 1,148, Profit 538, ROE 4.8%, PBR 1.14.

トヨタ自動車 (Toyota) financial data table. Includes capital movements, balance sheet, and performance metrics for 2014 and 2015. Key figures: 2015 Sales 27,500, Profit 2,800, ROE 13.9%, PBR 1.48.

三菱自動車 (Mitsubishi Motors) financial data table. Includes capital movements, balance sheet, and performance metrics for 2014 and 2015. Key figures: 2015 Sales 8,300, Profit 630, ROE 4.8%, PBR 1.14.

カネミツ (Kanemitsu) financial data table. Includes capital movements, balance sheet, and performance metrics for 2014 and 2015. Key figures: 2015 Sales 1,148, Profit 538, ROE 4.8%, PBR 1.14.

トヨタ自動車 (Toyota) financial data table. Includes capital movements, balance sheet, and performance metrics for 2014 and 2015. Key figures: 2015 Sales 27,500, Profit 2,800, ROE 13.9%, PBR 1.48.



日野自動車 (Hino) financial data table. Includes capital movements, balance sheet, and performance metrics for 2014 and 2015. Key figures: 2015 Sales 7,862, Profit 732, ROE 13.9%, PBR 1.48.

トヨタ自動車 (Toyota) financial data table. Includes capital movements, balance sheet, and performance metrics for 2014 and 2015. Key figures: 2015 Sales 27,500, Profit 2,800, ROE 13.9%, PBR 1.48.

日野自動車 (Hino) financial data table. Includes capital movements, balance sheet, and performance metrics for 2014 and 2015. Key figures: 2015 Sales 7,862, Profit 732, ROE 13.9%, PBR 1.48.

日野自動車 (Hino) financial data table. Includes capital movements, balance sheet, and performance metrics for 2014 and 2015. Key figures: 2015 Sales 7,862, Profit 732, ROE 13.9%, PBR 1.48.

トヨタ自動車 (Toyota) financial data table. Includes capital movements, balance sheet, and performance metrics for 2014 and 2015. Key figures: 2015 Sales 27,500, Profit 2,800, ROE 13.9%, PBR 1.48.

日野自動車 (Hino) financial data table. Includes capital movements, balance sheet, and performance metrics for 2014 and 2015. Key figures: 2015 Sales 7,862, Profit 732, ROE 13.9%, PBR 1.48.